



**NIRDESH**  
**Self Help Groups : At a glance**  
**(Upto 31<sup>st</sup> March, 2011)**

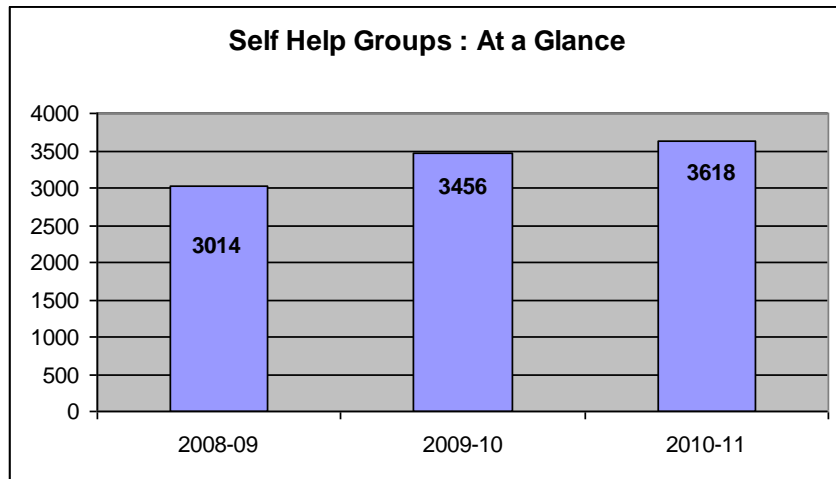
S.N.	Particulars	Name of District							Total
		Muzaffarpur	Vaishali	East Champaran	West Champaran	Sitamarhi	Darbhanga	Madhubani	
1	No. of SHGs	1,870	300	876	10	67	485	10	<b>3618</b>
2	Membership	24,305	3,644	10,948	131	812	5,794	135	<b>45,769</b>
3	Cumulative Savings (Rs.)	4,83,25,400	56,84,235	1,60,90,070	2,86,120	9,94,250	90,82,400	2,53,340	<b>8,07,15,815</b>
4	Loan from Bank (Rs.)	10,51,65,000	2,20,98,500	3,03,60,000	-	7,25,000	50,60,000	-	<b>16,34,08,500</b>
5	No. SHGs passed 1 <sup>st</sup> grading	1049	204	511	-	18	247	04	<b>2033</b>
6	No. SHGs passed 2 <sup>nd</sup> grading	584	45	88	-	04	52	-	<b>773</b>
7	No. of Cooperatives	08	02	02	-	-	-	-	<b>12</b>
8	No. of women engaged in IGPs	21,361	3,047	8,380	116	591	4,598	121	<b>38,214</b>



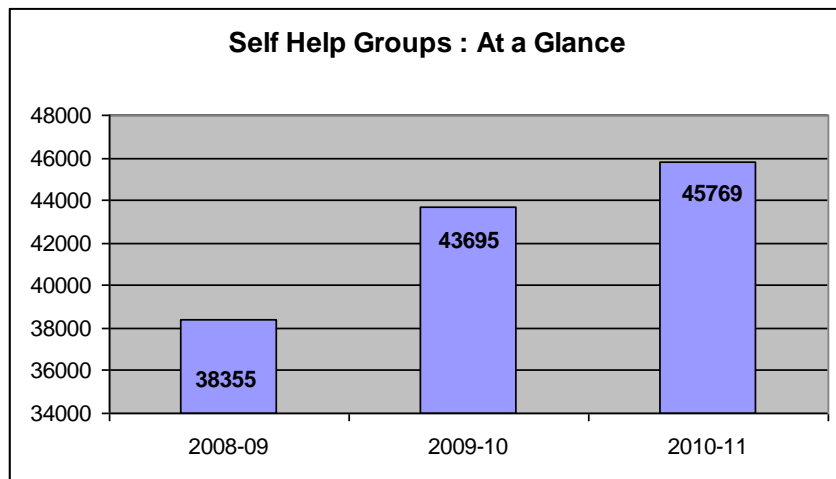
**NIRDESH**  
**INCOME GENERATION PROGRAMME : At a glance**  
**(Upto 31<sup>st</sup> March, 2011)**

Trade	Name of District						
	Muzaffarpur	Vaishali	East Champaran	West Champaran	Sitamarhi	Darbhanga	Madhubani
Lac Bangles Production	165	20	795	-	-	80	-
Candle Production	35	-	567	-	-	36	-
Sattu Production	650	170	62	-	-	204	-
Poultry	510	160	68	-	49	-	-
Stitching	470	158	1,174	-	76	170	-
Vending	1,254	192	172	-	50	165	-
Pottery	134	40	24	-	-	15	-
Vicks Production	05	-	-	-	-	-	-
Vegetable Selling	1,755	335	654	-	65	464	-
Grocery	916	145	224	30	77	37	-
Animal Husbandry / Goatry	7,978	596	2,153	65	149	1,101	23
Agriculture	2,106	925	1,529	21	125	939	-
Papad, Badi, Pickles	352	15	25	-	-	27	-
Incense Stick Production	90	-	-	-	-	-	-
Mosquito Net Production	31	-	-	-	-	-	-
Laundry	208	37	45	-	-	32	-
Piggery	183	25	97	-	-	82	-
Bidi Production	96	28	45	-	-	30	-
Carpentry	109	52	70	-	-	68	-
Soft Toys Production	42	-	-	-	-	-	-
Vermin Compost	3,522	41	485	-	-	-	-
Spices Production	378	68	116	-	-	52	-
Embroidery	265	40	75	-	-	62	-
Bag Production	107	-	-	-	-	48	-
Makhana Production	-	-	-	-	-	922	47
Mithila Painting	-	-	-	-	-	52	51
Refile Production	-	-	-	-	-	12	-
<b>Total:</b>	<b>21,361</b>	<b>3,047</b>	<b>8,380</b>	<b>116</b>	<b>591</b>	<b>4,598</b>	<b>121</b>

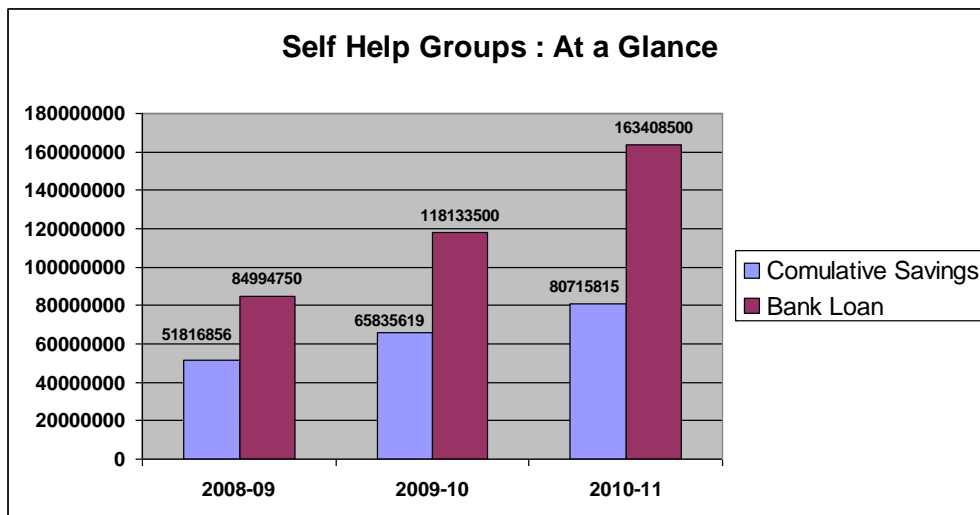
## Self Help Groups : A comparative analysis



Increased in number of Self Help Groups in 03 years



Total SHG membership in 03 years



The graph shows increased in amount of Savings and Bank Loan in 03 years.